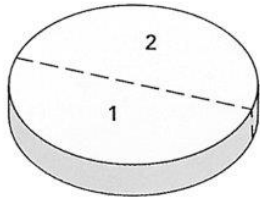
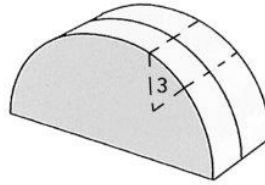


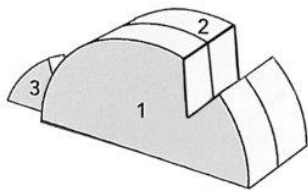
Cutting and Assembling Easter Bunny Cake



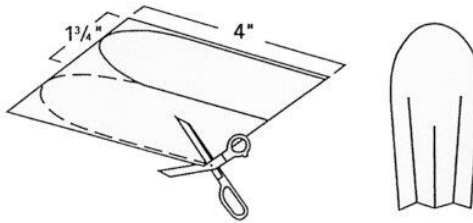
Cut cake in half.



Cut out notch about 1/3 of the way up one end of body.



Attach half of cutout piece for tail with toothpick.



Cut 4 x 1 3/4-inch ears from pink construction paper. Fold as shown.