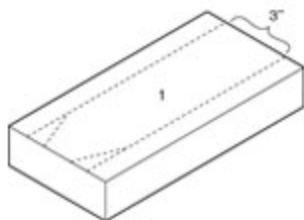



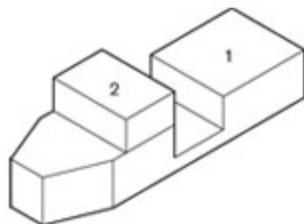
Cutting and Assembling Train Cake



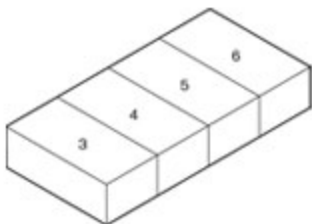
1. Cut narrow strip lengthwise from each side of one loaf.



2. Remove a 1 1/2-inch-wide, 1 1/2-inch-thick section from piece 1, being careful not to cut all the way through.



3. Place piece 2 on top of piece 1 for engine house.



4. Cut second loaf crosswise into fourths; place each piece behind engine for boxcars.